

The Driver:

is responsible for the navigation of the vessel, the use of its equipment, the safety of the occupants and third parties and he can not sub-lease the vessel or use it for the water skiing or for towing other units.

BEFORE LEAVING THE MOORING, the driver must:

- read up on specific ordinances of the competent authority which regulate the navigation in the interested area;
- check the arrangement and correct use of the safety equipment on board;
- check the fuel reserve;
- read the daily weather report;
- take information about the navigation limits if he intends to navigate in protected parks and marine areas.

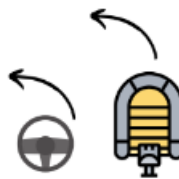
BEFORE STARTING THE ENGINE, the driver must:

- check that all people are on board;
- check that there are no ropes in the water;
- connect the safety lock of the outboard engine.



PRINCIPLES OF GOVERNANCE OF THE VESSEL:

Effect of engine/rudder with use of wheelhouse.



SPEED LIMITS

8kn

within 500 meters of the coasts

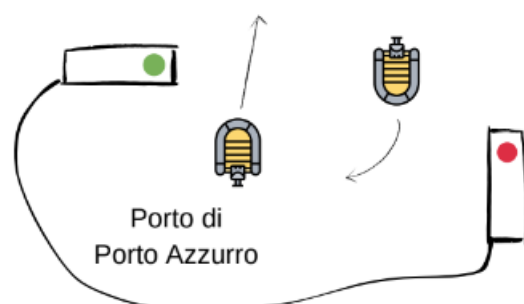
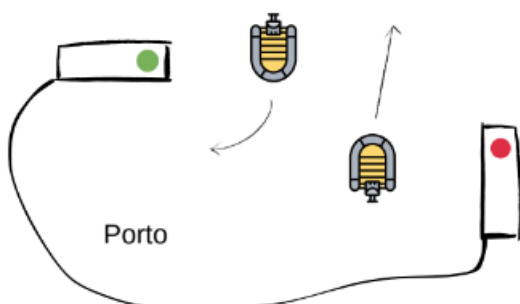
3kn

in ports, roadsteads and bays where other units stop at anchor

ENTRY AND EXIT FROM PORTS:

The driver must keep the right side when entering and exit the port, unless otherwise indicated by the maritime authority. The driver must give priority to units entering and leaving the port if he sails through the 500m band from the mouth.

ATTENTION!! In the port of Porto Azzurro and Portoferraio incoming and outgoing maintain the left.



AREAS RESERVED FOR SWIMMING

Keep the requested distance from coast and use the "launch corridors" for safe entry and exit from the swimming area



IN THE PRESENCE OF A DIVER

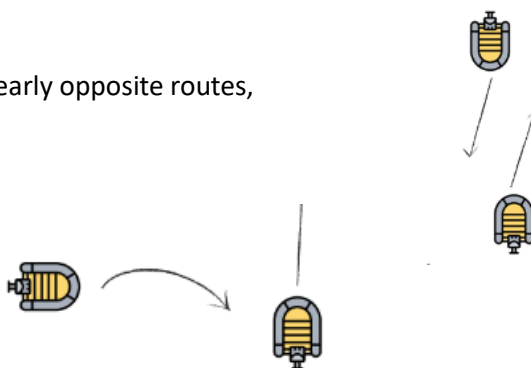
Keep a distance of 100 mt



RIGHTS OF WAY

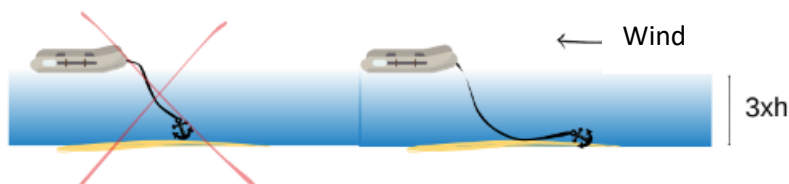
- when two units are sailing with directly opposite or nearly opposite routes, keep right

- when two units are sailing with crossing routes, those coming from the right have precedence



ANCHOR

Arrange the vessel in relation to the wind direction and use the base length of the rope or chain equal to three times the depth of the seabed



NAVIGATION WITH WAVE, how to face rough seas head on:

- do not face the crests of the wave on a head-on position, but with the three/quarters of the bow (mascone);
- graduate the accelerator, arriving with good headway, but in deceleration, on the crest of the wave and speed up as soon as the ridge has been climbed over.



PORT LIGHTS

alignment function compared to the harbour entrance

